


Stainless Steel Single-Point Load Cell

FEATURES

- Capacities 15–150 kg
- Stainless steel construction
- Single-point 400 x 400 mm platform
- IP65 protection
- Available with UNC threads only
- **Optional**
 - FM approval available



APPLICATIONS

- Demanding environment small platforms
- Demanding environment check weighing

DESCRIPTION

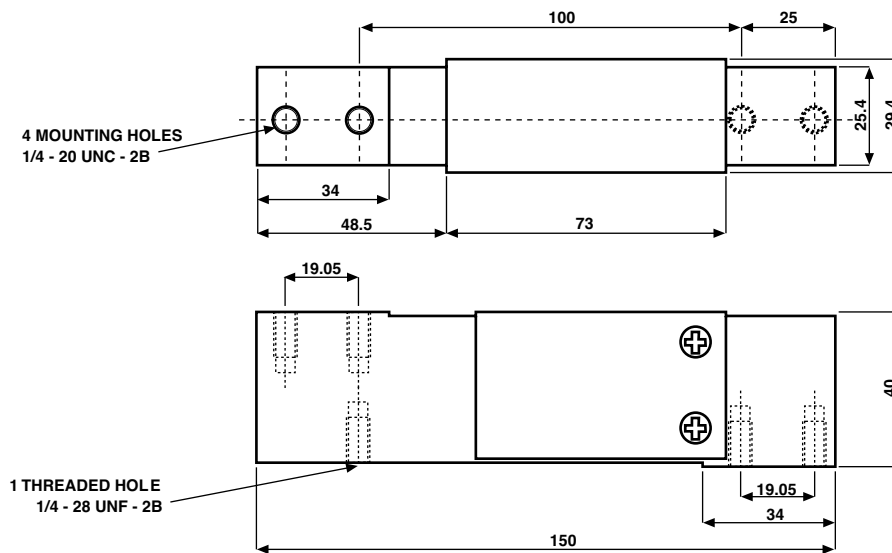
The Model 1140 is a low profile single-point load cell designed for direct mounting of low cost weighing platforms.

The small physical size, combined with high accuracy and low cost, makes this load cell ideally suited for low profile bench and counting scales. For wash-down protection an optional IP65 encapsulation protection is available.

Constructed from stainless steel, this high accuracy load cell is approved to Factory Mutual and other stringent approval standards.

The two additional sense wires feed back the voltage reaching the load cell. Complete compensation of changes in lead resistance due to temperature change and/or cable extension, is achieved by feeding this voltage into the appropriate electronics.

OUTLINE DIMENSIONS in millimeters



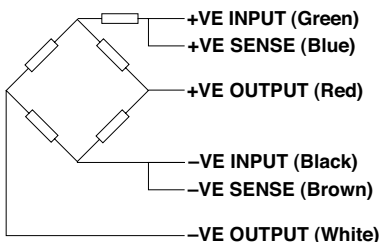
Stainless Steel Single-Point Load Cell

SPECIFICATIONS		
PARAMETER	VALUE	UNIT
Rated capacity—R.C. (E _{max})	15, 20, 30, 50, 75, 100, 150	kg
NTEP/OIML accuracy class	Non-Approved	
Maximum no. of intervals (n)	3000	
Rated output—R.O.	2.0	mV/V
Rated output tolerance	0.2	±mV/V
Zero balance	0.2	±mV/V
Zero return, 30 min.	0.0170	±% of applied load
Total error (per OIML R60)	0.0200	±% of rated output
Temperature effect on zero	0.004	±% of rated output/°C
Temperature effect on output	0.0010	±% of load/°C
Eccentric loading error	0.0074	±% of rated load/cm
Temp. range, compensated	-10 to +40	°C
Temp. range, safe	-20 to +70	°C
Maximum safe central overload	150	% of R.C.
Ultimate central overload	300	% of R.C.
Excitation, recommended	10	VDC or VAC RMS
Excitation, maximum	15	VDC or VAC RMS
Input impedance	383±15	Ω
Output impedance	350±5	Ω
Insulation resistance	>2000	MΩ
Cable length	1.0	m
Cable type	6-wire, PVC, single floating screen	Standard
Construction	Stainless steel	
Environmental protection	IP65*	
Platform size (max)	400 x 400	mm
Recommended torque	Up to 30 kg: 7.0 50 kg and above: 10.0	N*m

* IP67 available on request

All specifications are subject to change without notice.

WIRING SCHEMATIC DIAGRAM



Disclaimer

ALL PRODUCTS, PRODUCT SPECIFICATIONS AND DATA ARE SUBJECT TO CHANGE WITHOUT NOTICE.

Vishay Precision Group, Inc., its affiliates, agents, and employees, and all persons acting on its or their behalf (collectively, "VPG"), disclaim any and all liability for any errors, inaccuracies or incompleteness contained herein or in any other disclosure relating to any product.

The product specifications do not expand or otherwise modify VPG's terms and conditions of purchase, including but not limited to, the warranty expressed therein.

VPG makes no warranty, representation or guarantee other than as set forth in the terms and conditions of purchase. **To the maximum extent permitted by applicable law, VPG disclaims (i) any and all liability arising out of the application or use of any product, (ii) any and all liability, including without limitation special, consequential or incidental damages, and (iii) any and all implied warranties, including warranties of fitness for particular purpose, non-infringement and merchantability.**

Information provided in datasheets and/or specifications may vary from actual results in different applications and performance may vary over time. Statements regarding the suitability of products for certain types of applications are based on VPG's knowledge of typical requirements that are often placed on VPG products. It is the customer's responsibility to validate that a particular product with the properties described in the product specification is suitable for use in a particular application. You should ensure you have the current version of the relevant information by contacting VPG prior to performing installation or use of the product, such as on our website at vpgsensors.com.

No license, express, implied, or otherwise, to any intellectual property rights is granted by this document, or by any conduct of VPG.

The products shown herein are not designed for use in life-saving or life-sustaining applications unless otherwise expressly indicated. Customers using or selling VPG products not expressly indicated for use in such applications do so entirely at their own risk and agree to fully indemnify VPG for any damages arising or resulting from such use or sale. Please contact authorized VPG personnel to obtain written terms and conditions regarding products designed for such applications.

Product names and markings noted herein may be trademarks of their respective owners.

Copyright Vishay Precision Group, Inc., 2014. All rights reserved.